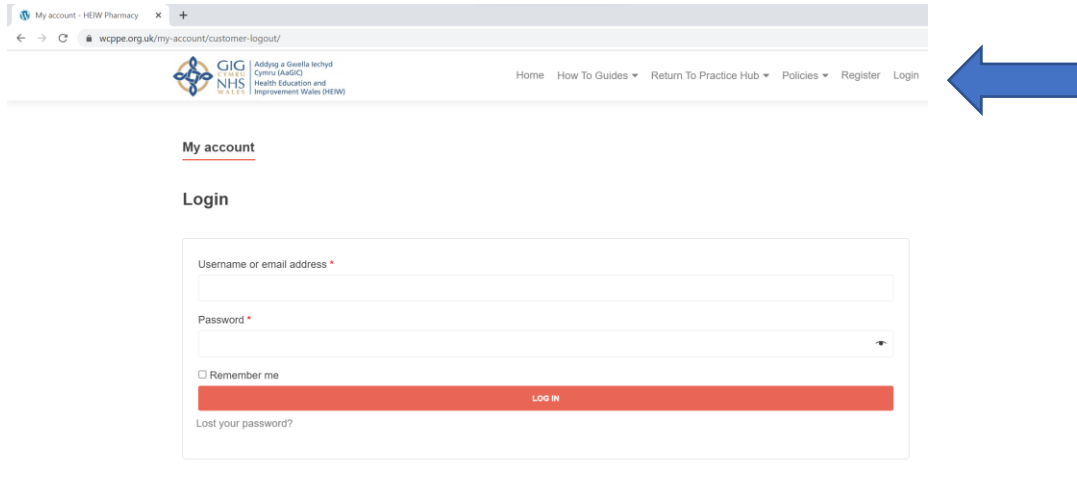


Guide on how to complete the National Clinical Service Accreditation (NCSA)

This is a quick guide as to how to complete accreditation for the Choose Pharmacy platform

Log in to WCPPE website. <https://www.wcppe.org.uk/> If you do not have a login any GPhC registered pharmacist, trainee pharmacists or technician can register



My account

Login


Username or email address *

Password *

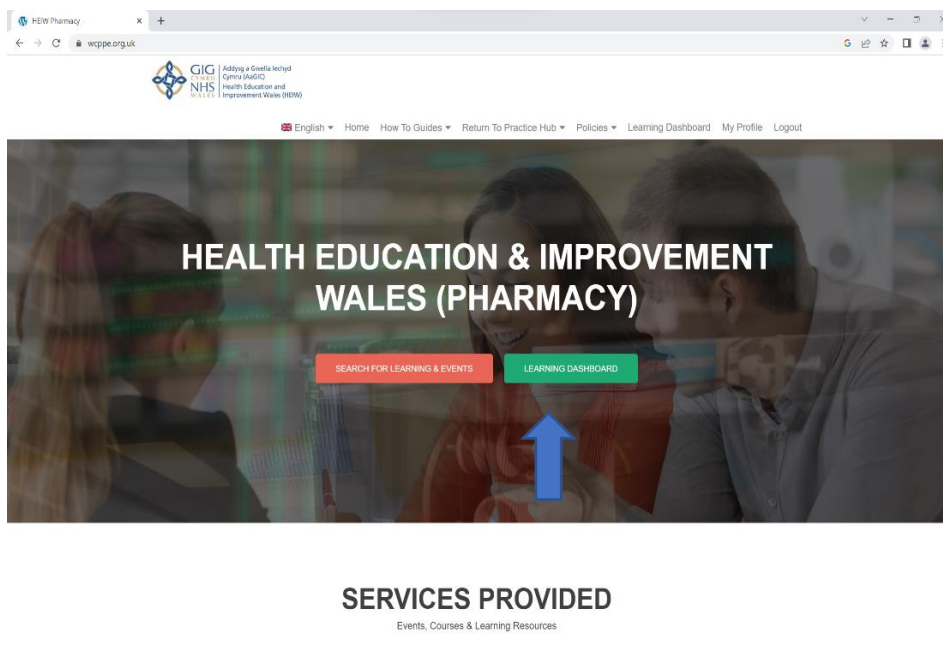
Remember me

LOG IN

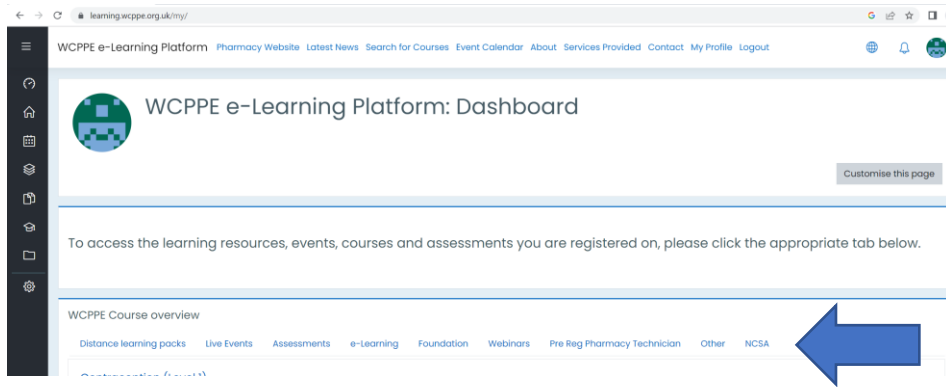
Lost your password?



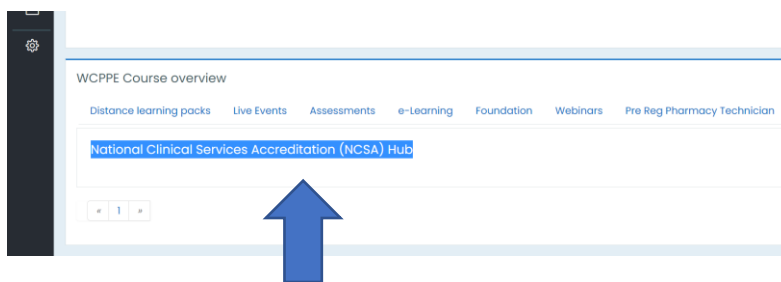
Click on Learning dashboard



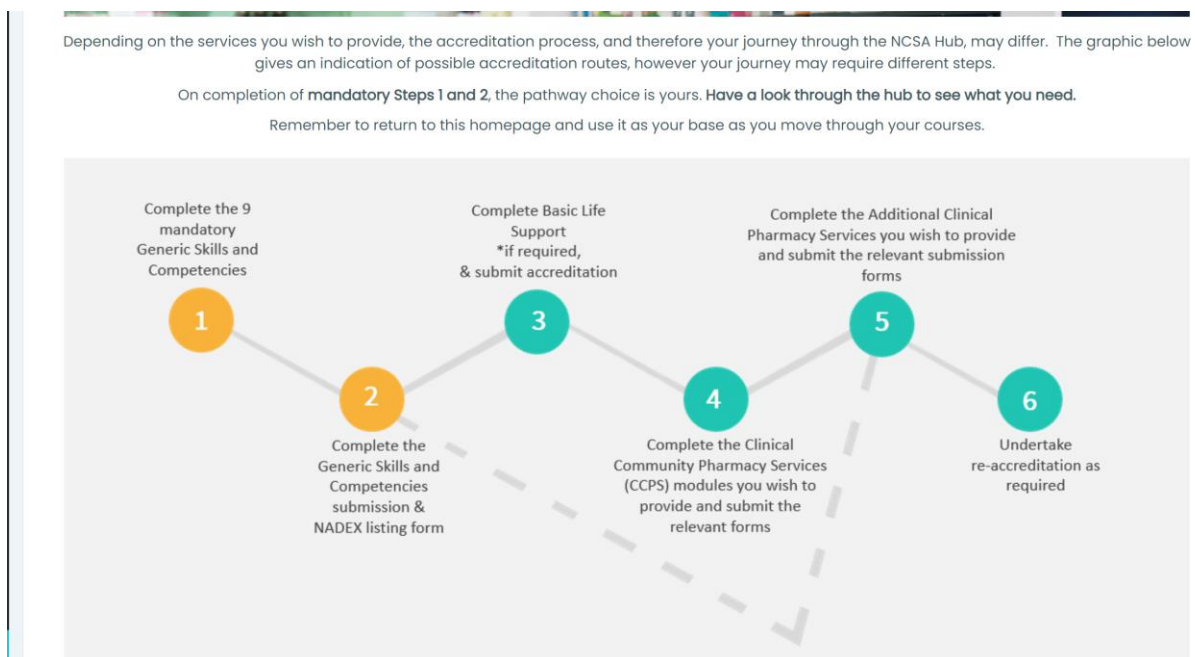
Click on NCSA



Click on National Clinical Services Accreditation Hub (NCSA)



An illustration of the steps to follow is provided












The steps to follow are as below

You will need to complete Step 1. Generic skills and competencies. This is the largest section of work and it is recommended you allocate 8-10 hours to complete. You **do NOT** need to complete in one go, it can be broken up into smaller sections.

[Step 1: Generic Skills and Competencies \(Mandatory\)](#)

Click on the course required:

-  Information Governance
-  Safeguarding Children and Young People Level 2
-  Mental Capacity
-  Improving Quality Together (Bronze)
-  Patient Group Directions (PGD)
-  Patient Centred Consultation Skills
-  Equality Act
-  Protection of Vulnerable Adults (POVA)
-  Making Every Contact Count (MECC)



On completion of all 9 courses you will be able to submit your form to Shared Services for accreditation. See Step 2.

Once you have completed step 1 you can submit the NADEX listing form under Step 2.

Follow the steps below to gain the required INITIAL accreditation

[Step 1: Generic Skills and Competencies \(Mandatory\)](#)

[Step 2: Generic Skills and Competencies Submission Form \(Mandatory\) and NADEX Listing Form](#)

-  Click here to access your Generic Skills and Competencies submission form
-  Click here to access your NADEX listing form

You will then need to complete Basic life support for some services(annually if providing vaccination services)

Accreditation for the CCPS can be completed by clicking on step 4. And on the hexagonal links as below

[Steps 4. Clinical Community Pharmacy Services \(CCPS\)](#)

Clinical Community Pharmacy Services (CCPS)

In order to provide any of the clinical services that are part of the Clinical Community Pharmacy Services (CCPS), click on the relevant icons to access the course and/or information required.



Please note! The initial accreditation submission forms can be found within the individual courses.

Finally you can accredit for any additional clinical services that may be required locally by clicking on step 5. And then clicking on the hexagonal icons for each service

[Steps 5. Additional Clinical Services](#)

Additional Clinical Services

In order to provide additional clinical services, click on the relevant icon to access the course. From here, you will be able to complete the eLearning and assessments, and submit forms to Shared Services for accreditation.



Please note! The initial accreditation submission forms can be found within the individual courses.